

3GPP2 SC.R1004-0 v2.0
March 2013



3RD GENERATION
PARTNERSHIP
PROJECT 2
"3GPP2"

3GPP2 Release Planning Guideline

© 2013 3GPP2

3GPP2 and its Organizational Partners claim copyright in this document and individual Organizational Partners may copyright and issue documents or standards publications in individual Organizational Partner's name based on this document. Requests for reproduction of this document should be directed to the 3GPP2 Secretariat at secretariat@3gpp2.org. Requests to reproduce individual Organizational Partner's documents should be directed to that Organizational Partner. See www.3gpp2.org for more information.

Editor

3GPP2 Secretariat, pmt_chair@3gpp2.org

Revision History

Revision	Description of Changes	Date
Rev 0 v1.0	Publication	March 2004
Rev 0 v2.0	Changes made to reflect organizational restructuring and to bring into alignment with latest SC.R1005 3GPP2 Drafting Rules.	March 2013

1 Table of Contents

2 **Foreword..... ii**

3 **1 Introduction..... 1**

4 1.1 Scope..... 1

5 1.2 References..... 1

6 1.3 Document Conventions 1

7 1.4 Definitions & Abbreviations 1

8 **2 Release Plan Management..... 2**

9 2.1 Release Plan Schedule Review and Content Re-Evaluation 2

10 2.2 System Release Guide..... 3

11 2.3 Release Plan Timeline 3

12 **3 Release Plan Nomenclature 3**

13 3.1 System Name..... 3

14 3.2 System Release Numbering 3

15 **4 Release Critical Work Item identification 4**

16 **5 Process Flowchart 5**

17 **6 Appendices 8**

18 6.1 Release Plan Timeline 8

19

20 Table of Figures

21 *Figure 1 Release Process Flowchart (Part 1 of 3) 5*

22 *Figure 2 Release Process Flowchart (Part 2 of 3) 6*

23 *Figure 3 Release Plan Flowchart (Part 3 of 3) 7*

24 *Figure 4 Sample Release Plan 8*

25

26

1 **FOREWORD**

2 This foreword is not part of this document.

3 This document was prepared by the Third Generation Partnership Project 2 (3GPP2).

4

1 INTRODUCTION

1.1 Scope

This document provides uniform procedures for gathering, reviewing and approving release content, with the following specific objectives.

- Release content will be contribution driven.
- Content for each Release will be described in system release documentation.
- Each Release will be socialized across all TSGs for review and comment prior to final approval by the Steering Committee (SC) as per the timeframes outlined herein.
- Release publication cycle will be targeted for every 18 months.

This document also provides an example of an 18-month release plan timeline for the 3GPP2 system release cycle.

1.2 References

The following documents are referenced herein:

- [1] 3GPP2 Working Procedures Document (WPD)
- [2] SC.R1003-0 v1.0 Work Item, Stage 1 and System Requirements Process Guidelines

1.3 Document Conventions

“Shall” and “shall not” identify requirements to be followed strictly to conform to this document and from which no deviation is permitted. “Should” and “should not” indicate that one of several possibilities is recommended as particularly suitable, without mentioning or excluding others, that a certain course of action is preferred but not necessarily required, or that (in the negative form) a certain possibility or course of action is discouraged but not prohibited. “May” and “need not” indicate a course of action permissible within the limits of the document. “Can” and “cannot” are used for statements of possibility and capability, whether material, physical or causal.

1.4 Definitions & Abbreviations

The terms and abbreviations that are used within this specification are defined as follows:

PMT	Steering Committee Program Management Team, also known as SC PMT.
Release Critical Work Item	Feature without which the release package will not be complete.
Release Plan	Subset of 3GPP2 Workplan consisting of items targeted for the current release, held in the 3GPP2 Workplan

	database.
Sunset	Initiates the final steps to close the release package including, but not limited to, schedule and content finalization.
System Release Guide (SRG)	A System Release Guide (SRG) provides an overview of and reference to a release of the 3GPP2 developed (cdma2000® ¹) mobile wireless telecommunication system capabilities, features, and services.

1

2

3 **2 RELEASE PLAN MANAGEMENT**

4 Release Plan Management is the process by which the SC PMT, on behalf of the 3GPP2 SC,
5 coordinates a 3GPP2 system release. Release coordination includes the following:

- 6 • Define Release Critical WIs to be included in the system release based on inputs from
7 3GPP2 member companies.
- 8 • Schedule the system release completion date based on TSG inputs for their completion
9 of tasks associated with the Release Critical WIs.
- 10 • Monitor the progress of the overall system release schedule based on the inputs for TSG
11 work status on each item.
- 12 • Coordinate the TSG efforts for system release completion by documenting and
13 publicizing schedule concerns as they are identified.
- 14 • Evaluate tradeoffs between system release schedule and the list of Release Critical WIs
15 included in that release for recommendation to and action by the 3GPP2 SC.
- 16 • Certify the completion by confirmation of publication of all 3GPP2 documents
17 associated with the Release Critical WIs.

18 2.1 Release Plan Schedule Review and Content Re-Evaluation

19 The PMT reviews and monitors the Release Plan on an ongoing basis. Changes to the Release
20 Plan may be precipitated by:

¹ cdma2000® is a trademark for the technical nomenclature for certain specifications and standards of the Organizational Partners (OPs) of 3GPP2. Geographically (and as of the date of publication), cdma2000 is a registered trademark of the Telecommunications Industry Association (TIA-USA) in the United States.

- 1 • If a slip in the development of a Release Critical Work Item occurs, the item should be
2 re-examined, its priority re-evaluated and the schedule adjusted accordingly, if
3 necessary.
- 4 • Conversely, if a non-Release Critical Work Item is re-examined and possibly elevated to
5 critical, then the impact to the release plan is assessed.

6 The focus of a release is to be relevant and timely to industry needs. As a contribution driven
7 process, the substance (e.g., content, quality) of the specifications must be balanced against
8 the schedule, based on the criteria above. However, there should be some limits in schedule
9 adjustment so that the whole release should not be jeopardized (i.e., if a specification
10 development for certain content cannot meet the release schedule, it may be desirable to carry
11 over that content to the next release.)

12 Changes to a release plan's content or schedule should be reported to the PMT to allow the
13 appropriate coordination and re-approved, if necessary, by the SC.

14 2.2 System Release Guide

15 A System Release Guide (SRG) provides an overview of and reference to a release of the 3GPP2
16 developed cdma2000 mobile wireless telecommunication system capabilities, features, and
17 services. This document is intended for use by all parties with a material interest in cdma2000
18 systems.

19 The features and capabilities provided by a cdma2000 System Release are directly exported
20 from the approved 3GPP2 workplan, including feature and specification descriptions.

21 2.3 Release Plan Timeline

22 Please refer to Appendix 9.1 for an example of an eighteen (18) month release plan timeline
23 identifying the steps and milestones during that process. This shows the sequential steps
24 taken to deliver a release plan, in this example occurring over the course of eighteen months.

25 **3 RELEASE PLAN NOMENCLATURE**

26 3.1 System Name

27 The name of the wireless telecommunication system subject of the System Release is
28 "cdma2000". The technical documentation associated with the system and its constituent
29 parts, including System Release documentation, should use that name consistently to refer to
30 the system. Note that "CDMA2000" is alternatively used in the news media. Therefore a note
31 to that effect is permissible in 3GPP2 documentation.

32 3.2 System Release Numbering

33 The System Releases are numbered sequentially as follows:

- 34 • cdma2000 System Release 1: cdma2000-1
- 35 • cdma2000 System Release 2: cdma2000-2
- 36 • cdma2000 System Release 3: cdma2000-3
- 37 • Etc...

1 The System Release Guide should refer to the release number as “System Release Guide for
2 cdma2000-4” (example is given for release 4).

3 **4 RELEASE CRITICAL WORK ITEM IDENTIFICATION**

4 The identification of work items as critical to a release, aka Release Critical Work Items, is
5 established based upon input from the following 3GPP2 participants:

- 6 • TSGs
- 7 • Market Representation Partners (MRPs)
- 8 • Individual Members (IMs)

9 During the review and deliberation of the proposals, the criteria for evaluating proposals for
10 Release Critical Work Items are based upon the following considerations:

- 11 • Market demand for particular services/functions in the marketplace
- 12 • Interoperability of services/applications with other systems
- 13 • Competitive advantage against other mobile wireless systems
- 14 • Technological feasibility for timely implementation and development costs
- 15 • Required for end-to-end cdma2000 service
- 16 • Other considerations noted by the proponents

17 Using the Release Critical Work Item proposals, and following the process illustrated in the
18 flowchart in Section 7 of this document, the PMT subsequently develops a proposed release
19 plan utilizing the consensus process outlined in the 3GPP2 WPD. The proposal is submitted to
20 the TSGs and MRPs for their review and comment. The comments are discussed in the PMT
21 and the release plan is updated accordingly, with iterative update and review by TSGs, MRPs
22 and the PMT, if needed. Once approved by the PMT, the final proposal is presented to the SC
23 for review and approval.

24

1 **5 PROCESS FLOWCHART**

2

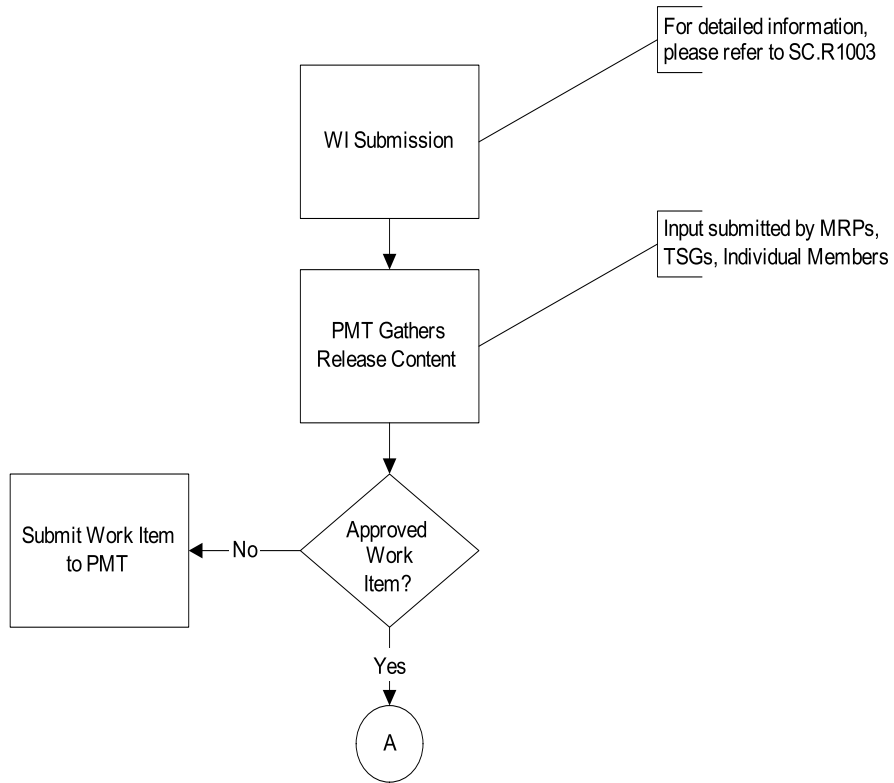


Figure 1 - Part 1 of 3

3

4

Figure 1 Release Process Flowchart (Part 1 of 3)

5

6

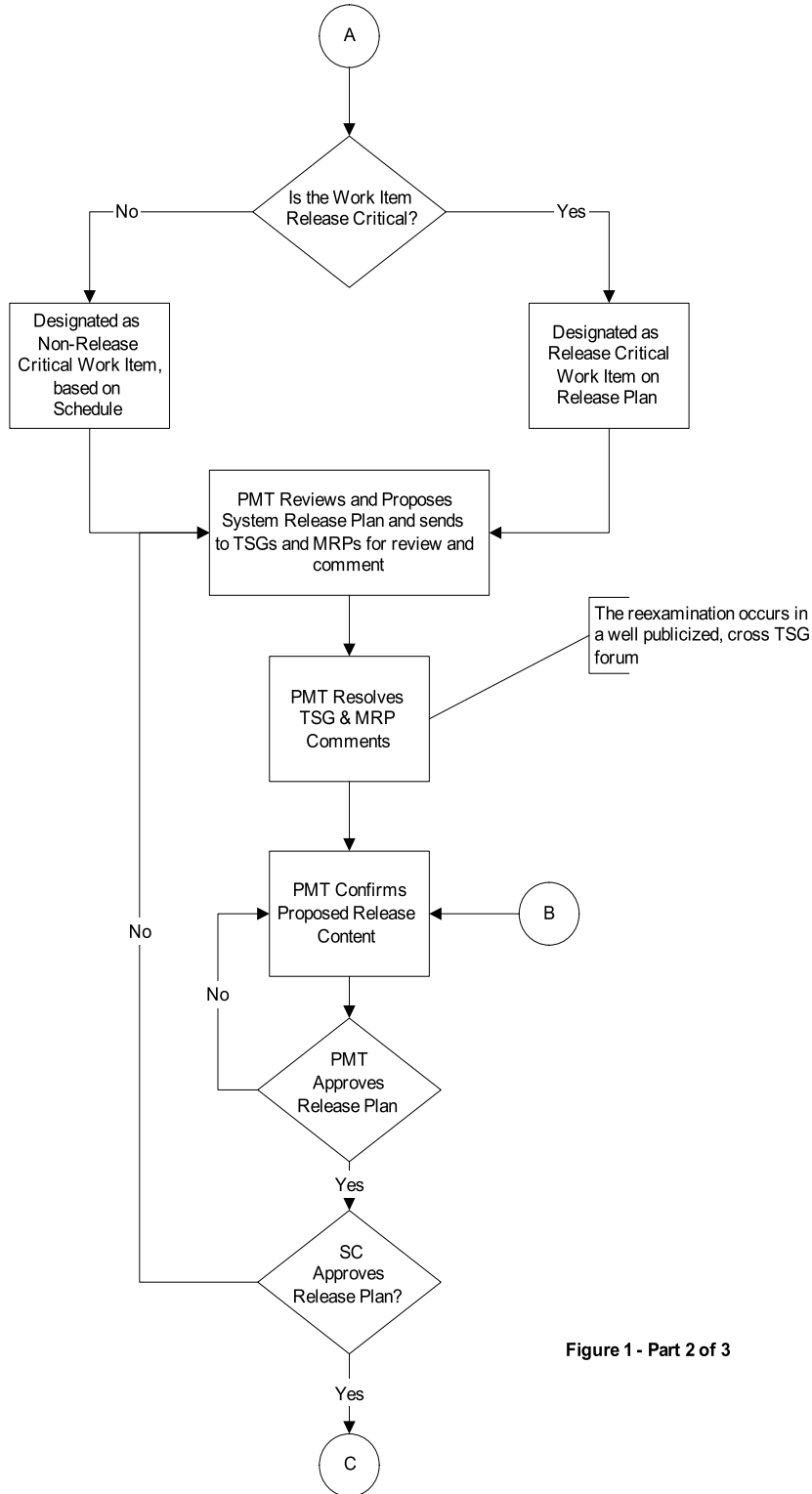


Figure 1 - Part 2 of 3

1

2

Figure 2 Release Process Flowchart (Part 2 of 3)

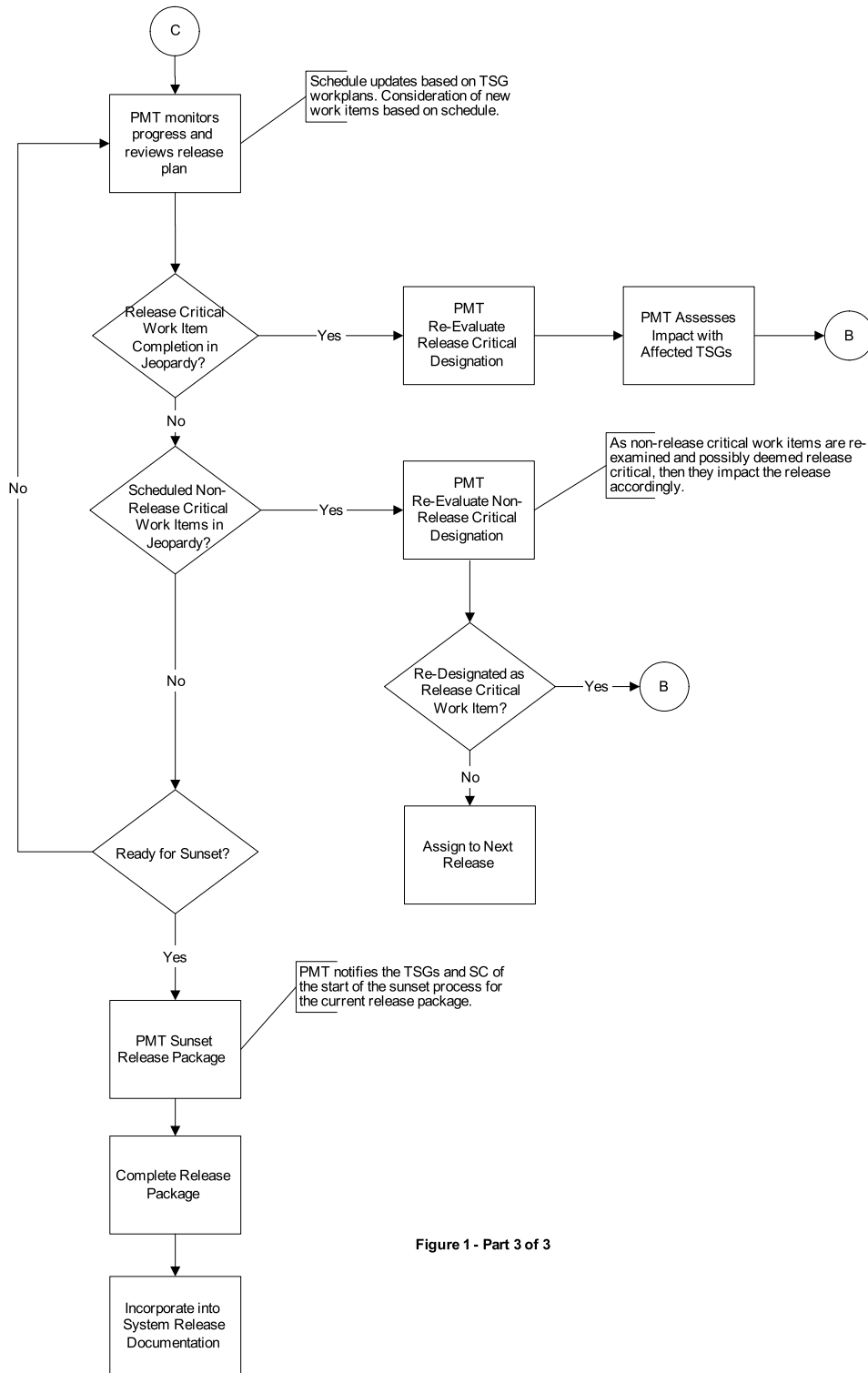


Figure 1 - Part 3 of 3

Figure 3 Release Plan Flowchart (Part 3 of 3)


1
2
3

1 **6 APPENDICES**

2 6.1 Release Plan Timeline

Sample Release Plan

Please Note: All dates are for illustration to show sample duration and sequencing, and are not actual.



3

4

5

Figure 4 Sample Release Plan